

Economic Vitality and Education in the South (EVES) The South's Pre-Pandemic Position Georgia, 2019



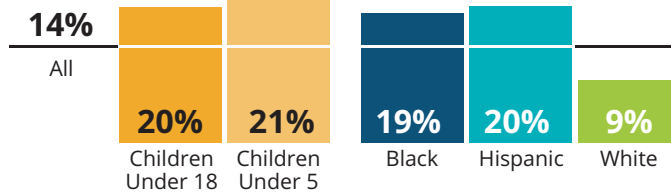
Poverty and Food Insecurity

Children eligible for free or reduced price lunch



60%

People living in poverty



Children living in food insecure households



Median Household Income

On average, people of color were paid less than White people.



Black: \$47,096



Hispanic: \$52,661



White: \$71,790

Childcare and Early Childhood Education

Children under 6 with all caretakers in the workforce



Families who lived in childcare deserts



Four-year-olds enrolled in a public ECE program in 2020



Annual childcare expenses should cost just 7%* of a family's income, but **infant care for one child cost**



of the average Black household's income



of the average Hispanic household's income



of the average White household's income

If infant care cost 7% of the region's median income,



just **17 of every 100** families could afford it.

*according to the U.S. Department of Health and Human Services

Performance on NAEP*

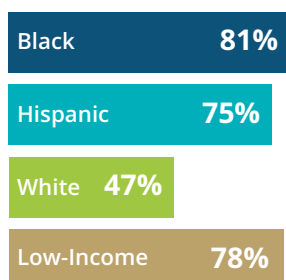
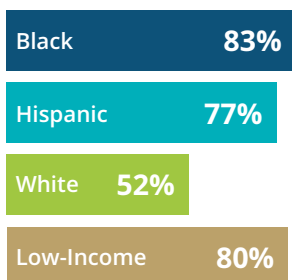
Below the Proficient Level in **4th** Grade



Reading



Math



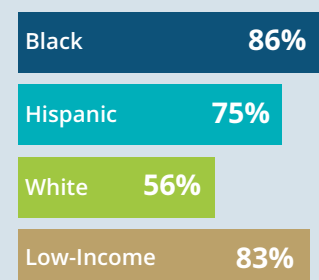
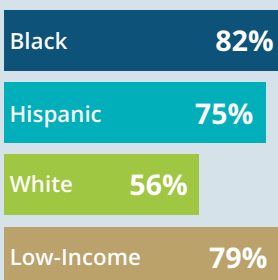
Below the Proficient Level in **8th** Grade



Reading



Math

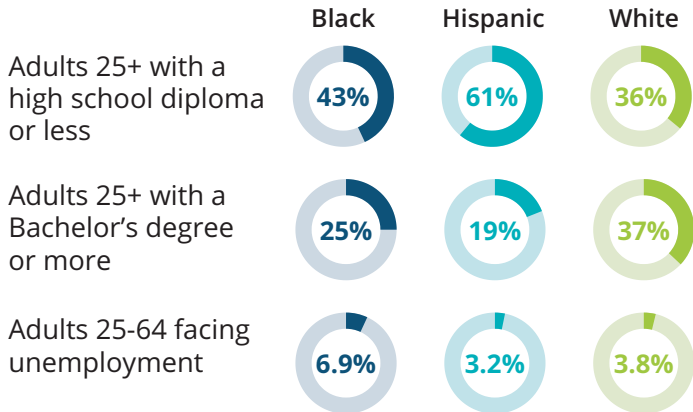


*National Assessment of Educational Progress

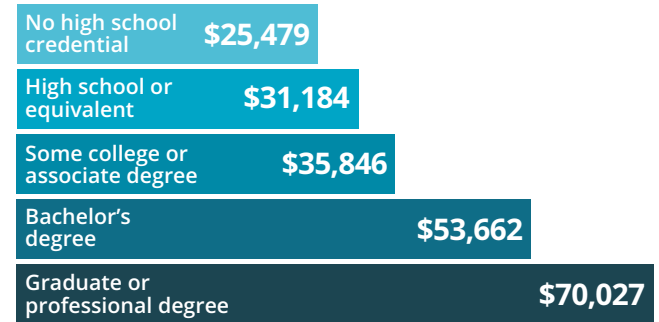
Economic Vitality and Education in the South (EVES) The South's Pre-Pandemic Position Georgia, 2019



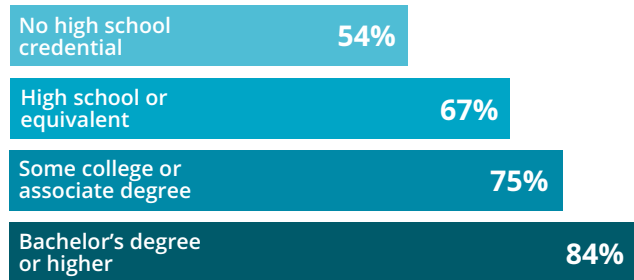
Attainment and the Workforce



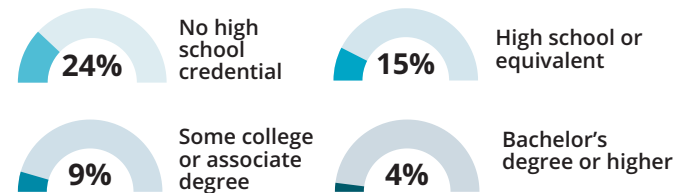
Adults 25+ with **lower attainment** earn less.



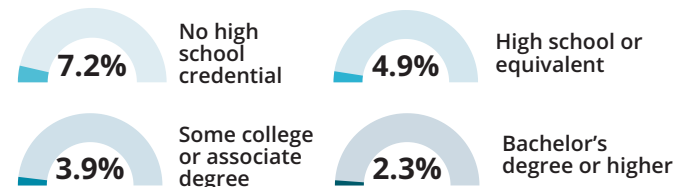
Adults 25-64 with **higher attainment** have a higher employment-to-population ratio — they are more likely to be in the labor force.



Adults 25+ living in poverty

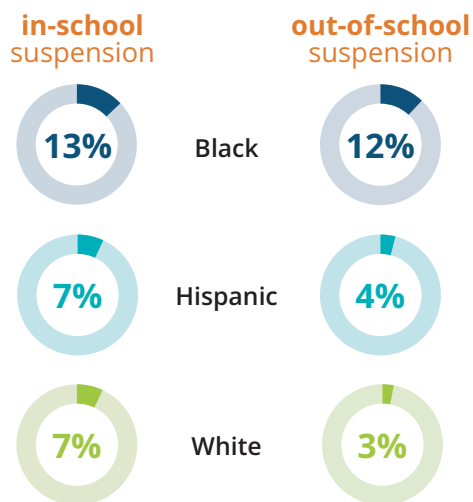


Adults 25-64 facing unemployment



2017-2018 School Discipline

Students who were suspended, by race:



School enrollments in the school year:



Of those who were referred to law enforcement,



Of the students who had a school-related arrest,

